

MSU is an affirmative-action, equal-opportunity employer. Michigan State University Extension programs and materials are open to all without regard to race, color, national origin, sex, gender, gender identity, religion, age, height, weight, disability, political beliefs, sexual orientation, marital status, family status or veteran status.

El Servicio de Extensión (Extension Service) de MSU ofrece programas educativos, actividades, y materiales sin discriminación basada sobre edad, color, incapacidades, identidad o expresión de identidad sexual, información genética, estado matrimonial, origen nacional, raza, religión, sexo, orientación sexual, o estado de veterano.




**“AND  
JUSTICE  
FOR ALL”**



In accordance with Federal Law and U.S. Department of Agriculture (USDA) policy, this institution is prohibited from discriminating on the basis of race, color, national origin, sex (in education and training programs and activities), age, disability, or retaliation. (Not all prohibited bases apply to all programs.)  
 If you require the information on this poster in alternative format (Braille, large print, audiotape, etc.), contact the USDAs TARGET Center at (202) 720-2600 (voice or TDD).  
 If you require information about this program, activity, or facility in a language other than English, contact the USDA agency responsible for the program or activity, or any USDA office.  
 To file a complaint alleging discrimination, write USDA, Director, Office of Civil Rights, 1400 Independence Avenue, S.W., Washington, D.C. 20250-9410, or call, toll free, (866) 632-9992 (voice). TDD users can contact USDA through local relay or the Federal relay at (800) 877-8339 (TDD) or (866) 377-8642 (relay voice users). USDA is an equal opportunity provider and employer.

De acuerdo con la ley Federal y con la política del Departamento de Agricultura de los Estados Unidos (USDA por sus siglas en inglés), esta institución prohíbe la discriminación ya sea por la raza, color, nacionalidad, sexo (en programas y actividades de educación y adiestramiento), edad, incapacidad de las personas, o por represalias. (No todas las prohibiciones se aplican a todos los programas).  
 Si usted necesita la información de este anuncio en un formato diferente (Braille, letras grandes, o por medio de sonido, etc.), llame al Centro TARGET del Departamento de Agricultura al teléfono 202-720-2600 (voz o TDD).  
 Si usted necesita información sobre este programa, actividad o instalaciones en un idioma diferente del inglés, llame a la agencia del Departamento que maneja este programa o actividad, o a cualquier oficina del Departamento de Agricultura.  
 Para someter una queja de discriminación, escriba al USDA, Office of Civil Rights, 1400 Independence Avenue, SW, Washington, DC 20250-9410, o llame gratis al 1-866-632-9992 (voz). Para llamadas TDD, llame al USDA al número 1-800-877-8339 o al número 1-866-377-8642. El Departamento de Agricultura ofrece oportunidades de programas y de empleo libres de discriminación.

# Hop production in re-emerging growing regions: lessons & considerations



Rob Surrine

Cornell Hop Conference

December 5, 2015

# Outline

- Hops Value Chain
- Michigan 2008-present
- Market potential 2020
- Lessons Learned
- Germany 2015
- Food safety (GHP)



# Hop Value-Chain

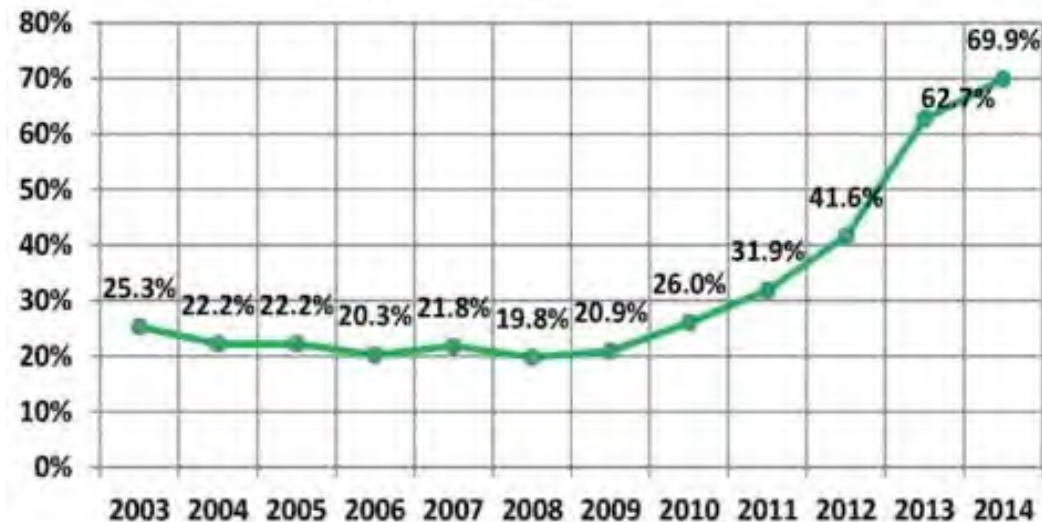


# Two Distinct Markets

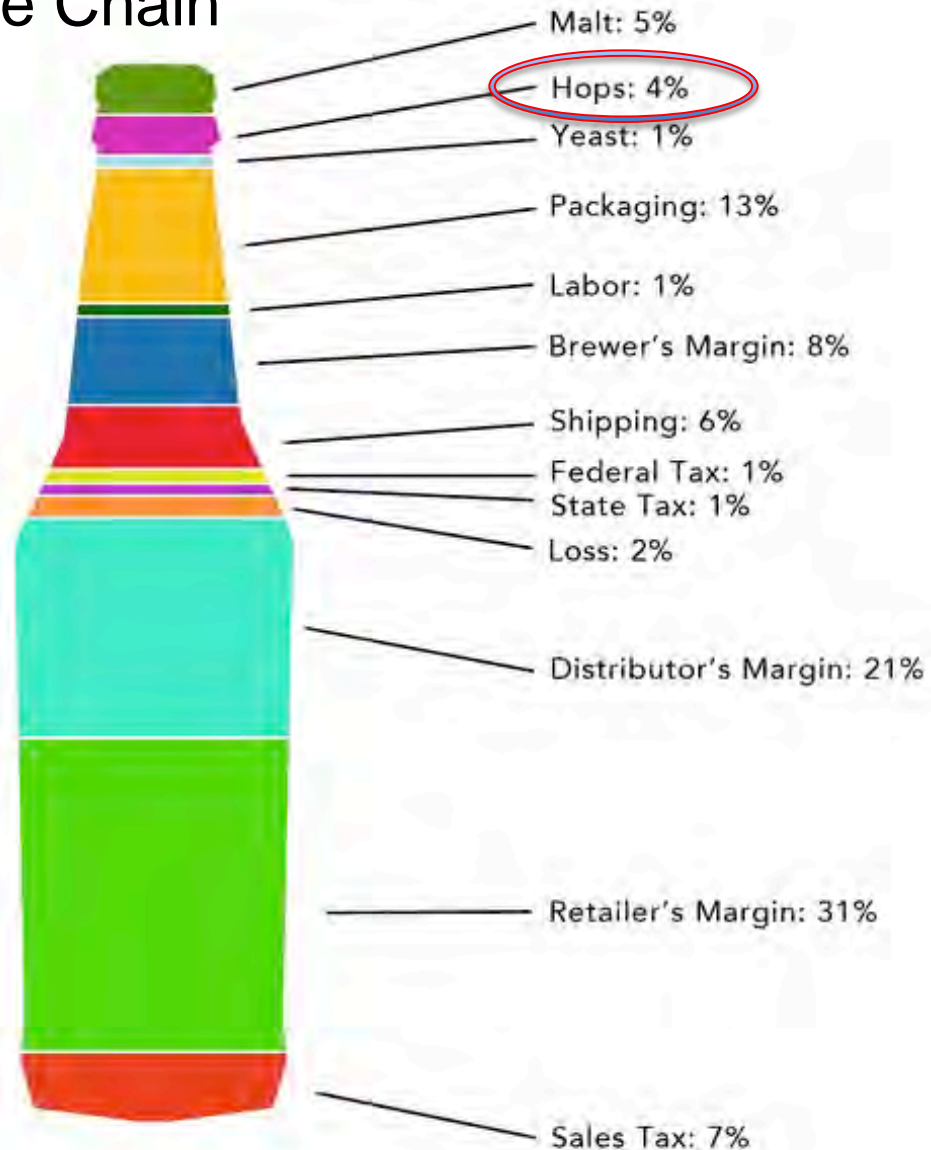


- Alpha/Bitter
  - Processed hops
  - Yield measured in kg. Alpha per acre
  - Typically hi-alpha varieties, increasingly aroma
  - Eg. columbus, nugget
- Aroma
  - Minimal processing
  - Yield measured in lb. per acre
  - Typically aroma varieties
  - Eg. Cascade, amarillo, simcoe, centennial, etc.

Aroma Hop Acreage as % TTL US Acres



# Craft Beer Value Chain





Blue Stars - Growers who have confirmed hop varieties and contact information.  
 Green Stars - Growers who have more than 10,000 plants and have confirmed hop varieties.  
 Yellow Stars - Great Lakes Hops!

Diamonds - Research centers and Universities.  
 Circles - Growers who have not yet confirmed data. (Turn me into a star!)







## Scaffold of doom











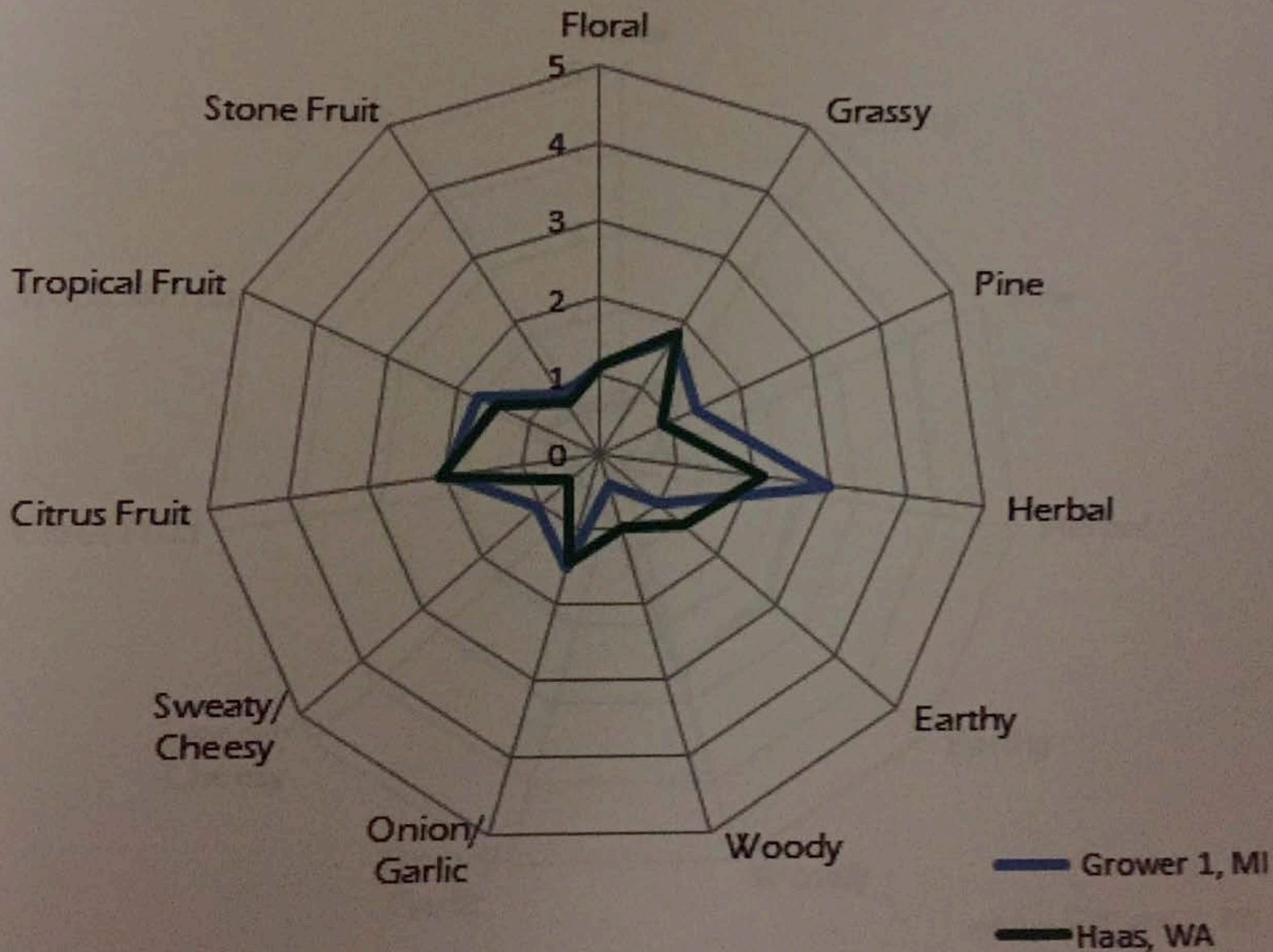


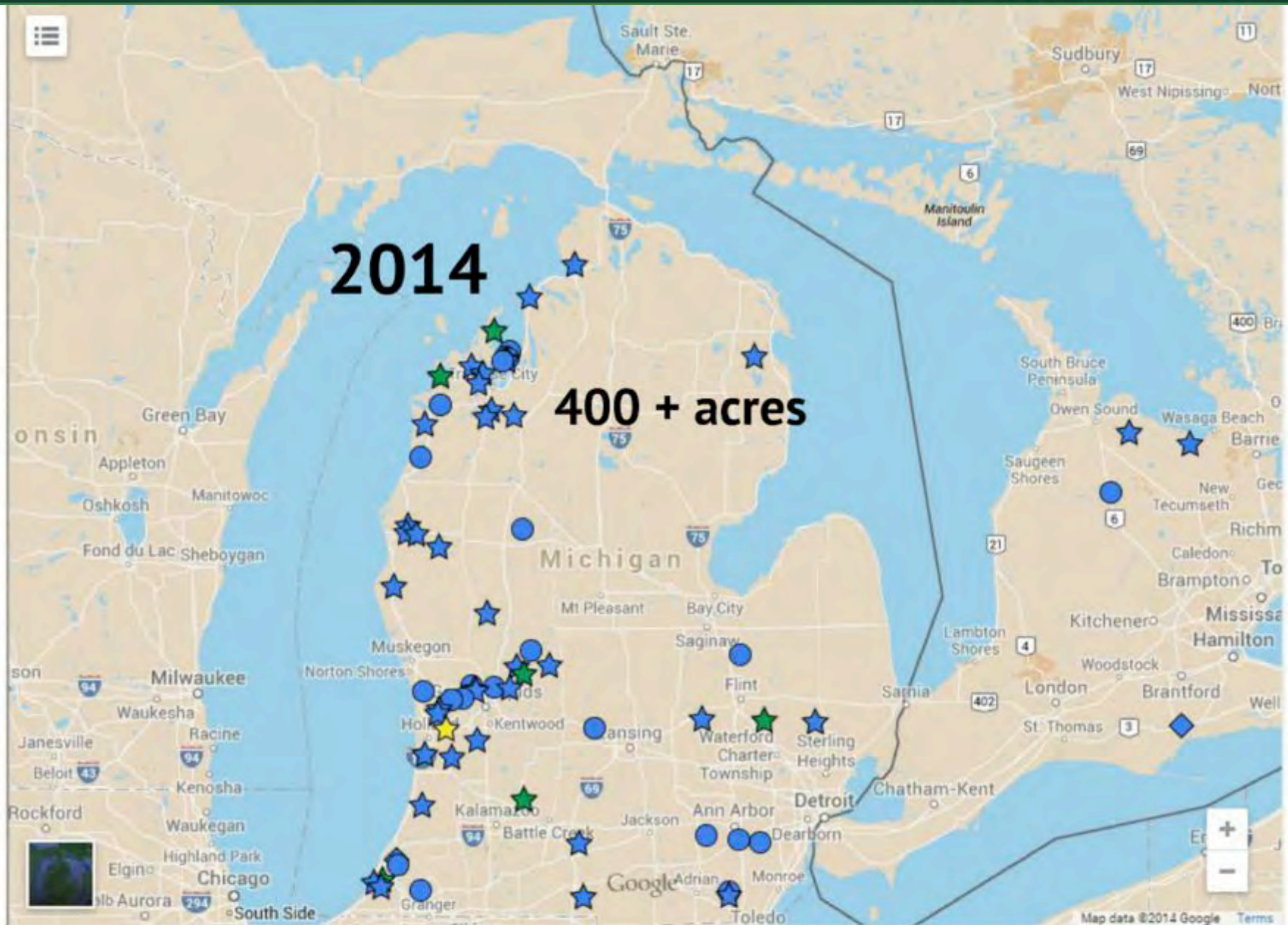






# Comparison of Centennial hops



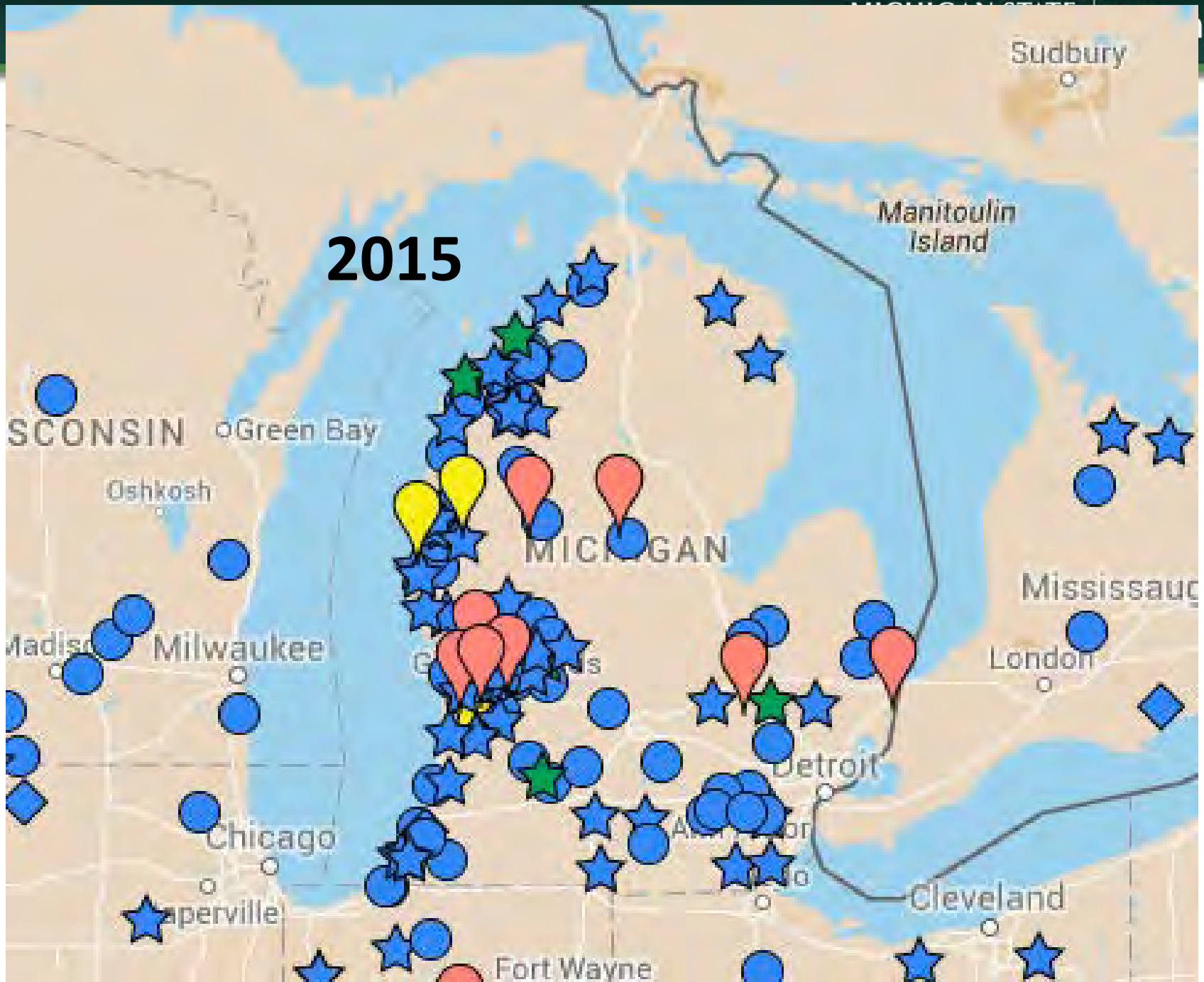


Blue Stars - Growers who have confirmed hop varieties and contact information.

Diamonds - Research centers and Universities.

Green Stars - Growers who have more than 10,000 plants of the same hop variety.

Blue Stars - Growers who have not yet confirmed data. (Note: This text appears to be a duplicate or correction of the first line.)

















MI LOCAL HOPS

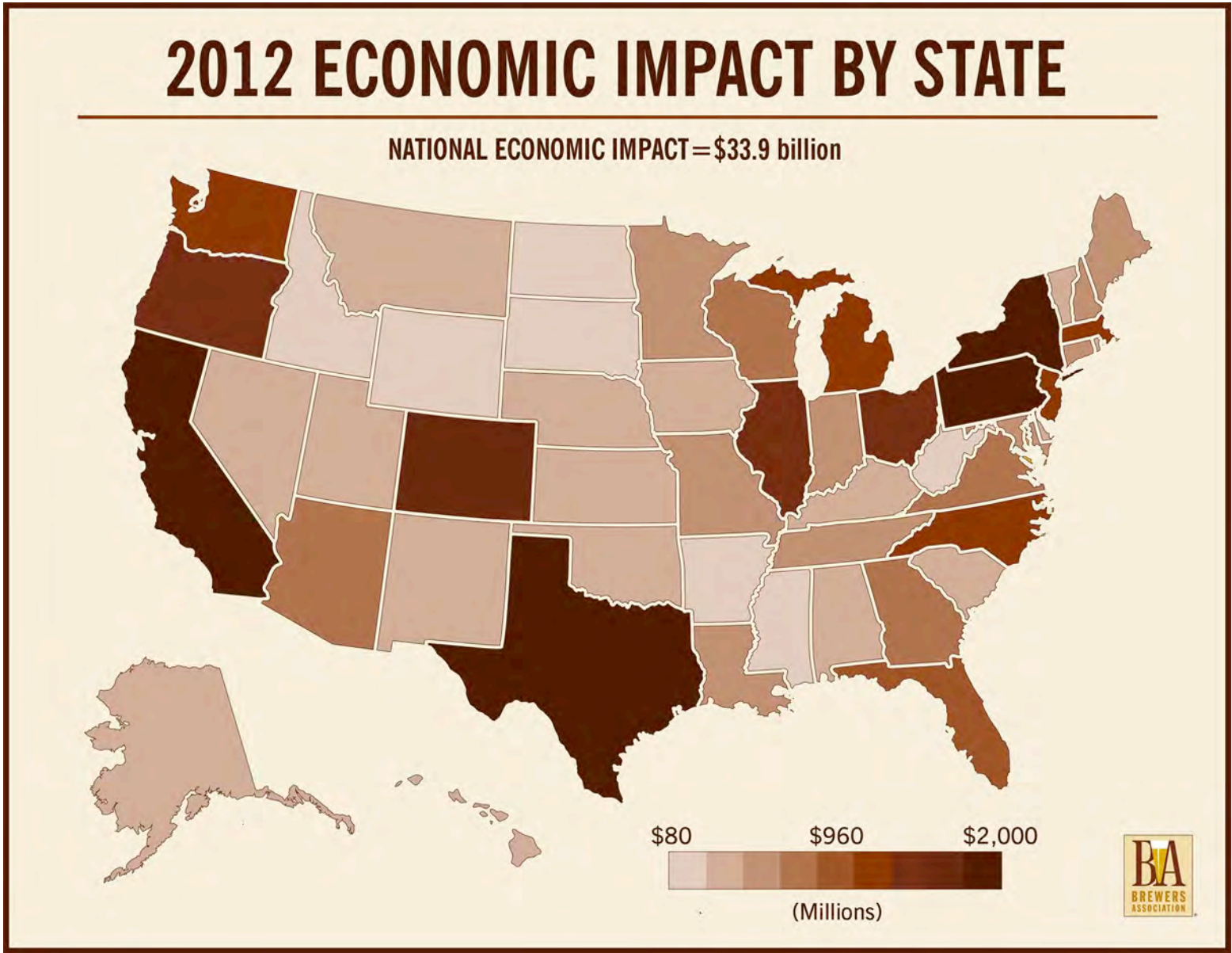
Photo by Mike Moran







# Hops: Markets



A new brewery is opening in the U.S. every 16 hours



# U.S. BEER SALES VOLUME GROWTH 2014

**OVERALL BEER**  
**0.5%**  
 197,124,407 bbls

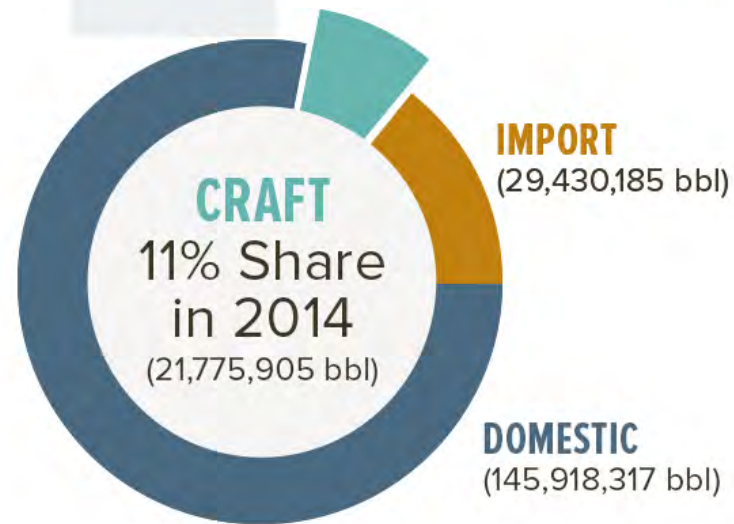
**17.6%**  
**CRAFT**  
 21,775,905 bbls

**IMPORT BEER**  
**6.9%**  
 29,430,185 bbls

**36%**  
**EXPORT CRAFT BEER**  
 383,422 bbls

**OVERALL BEER MARKET**  
**\$101.5 BILLION**

**CRAFT BEER MARKET**  
**\$19.6 BILLION**  
 22% DOLLAR SALES GROWTH



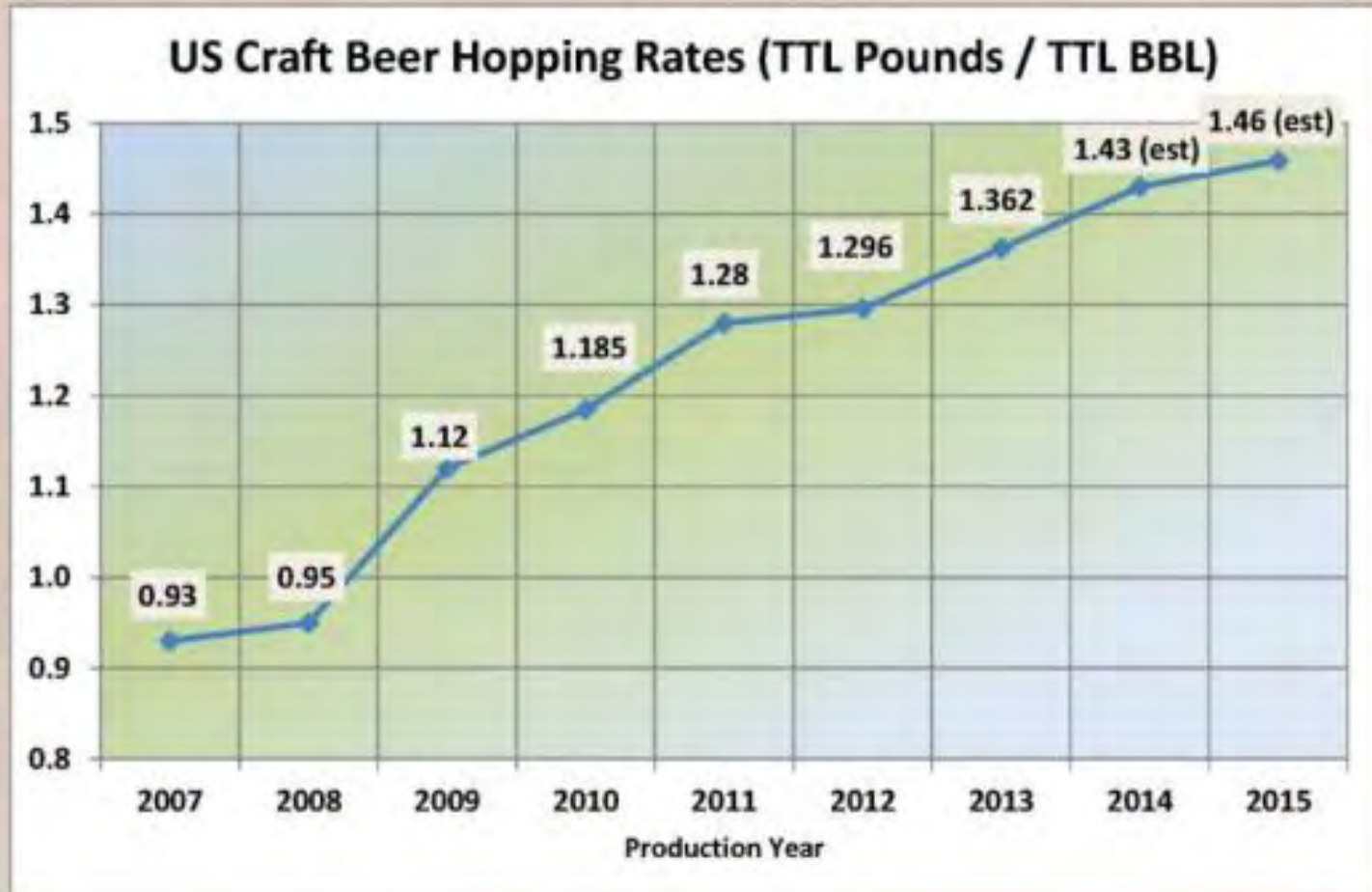
Source: Brewers Association, Boulder, CO







# Hopping Rates



CS26

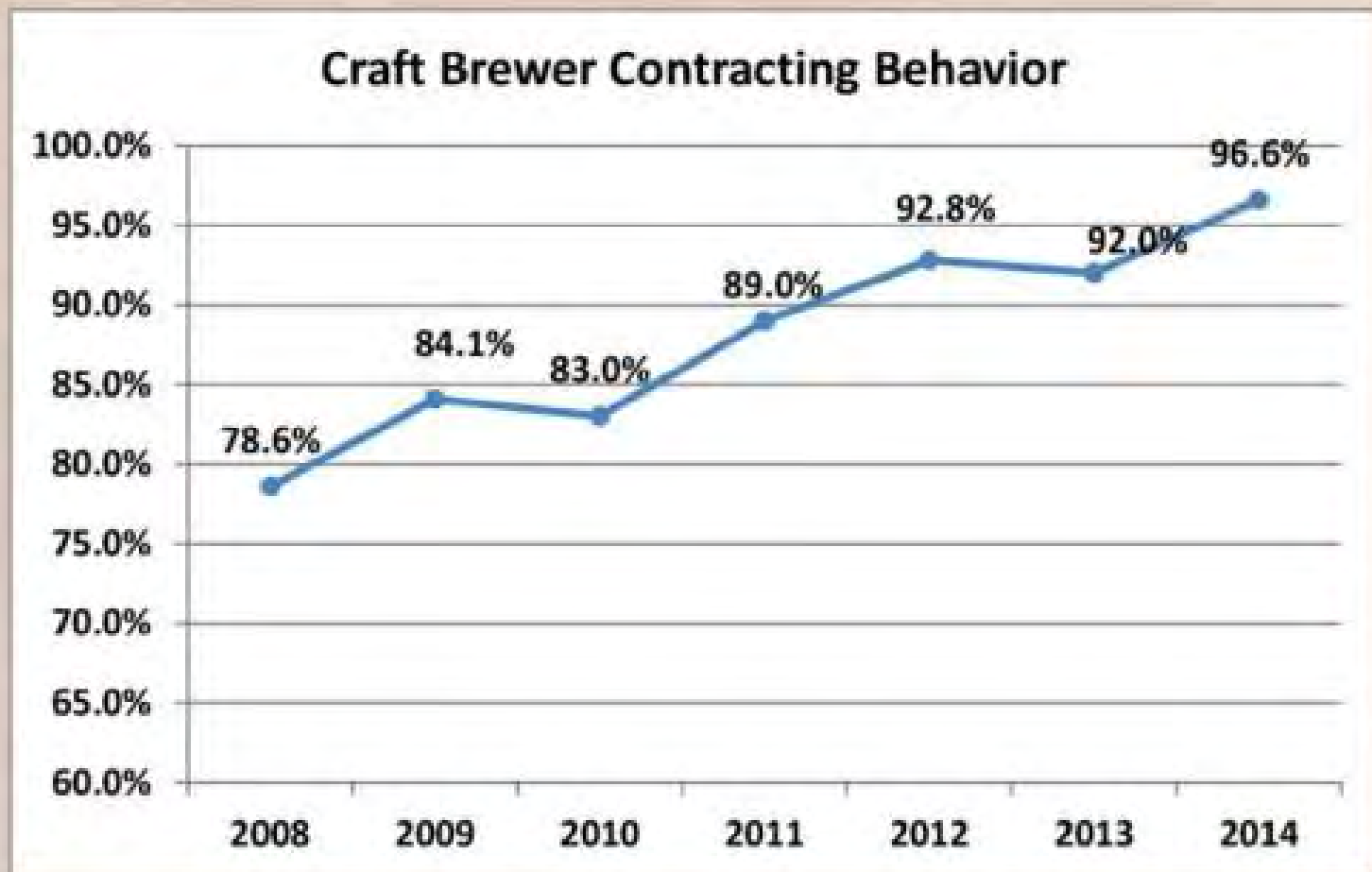


# Craft Brewer Hop Usage Top Ten Varieties

| 2010       | 2011       | 2012       | 2013       |
|------------|------------|------------|------------|
| 2011       | 2012       | 2013       | 2014       |
| Cascade    | Cascade    | Cascade    | Cascade    |
| Centennial | Centennial | Centennial | Centennial |
| Chinook    | Chinook    | Chinook    | Simcoe     |
| Amarillo   | Willamette | CTZ        | Chinook    |
| Willamette | Simcoe     | Simcoe     | CTZ        |
| CTZ        | CTZ        | Amarillo   | Amarillo   |
| Crystal    | US Golding | Crystal    | Crystal    |
| Simcoe     | Crystal    | Willamette | Willamette |
| US Golding | Amarillo   | Saaz (CZ)  | Citra      |
| Ahtanum    | Ahtanum    | US Golding | Saaz (CZ)  |



# Contract Or Die



# Getting to 20/20 – Hops

Dr. Bart Watson, Brewers Association

- 12,000 new acres?
- \$180 million minimum in acreage investments?
- 25 million more pounds of hops
- Pelletizing infrastructure
- Storage (even at 25 cents/lb. it adds up)
- Growers have been expanding and investing

## 3 Beer Sold in MI (bbls)

Beer

6,257,864 bbls



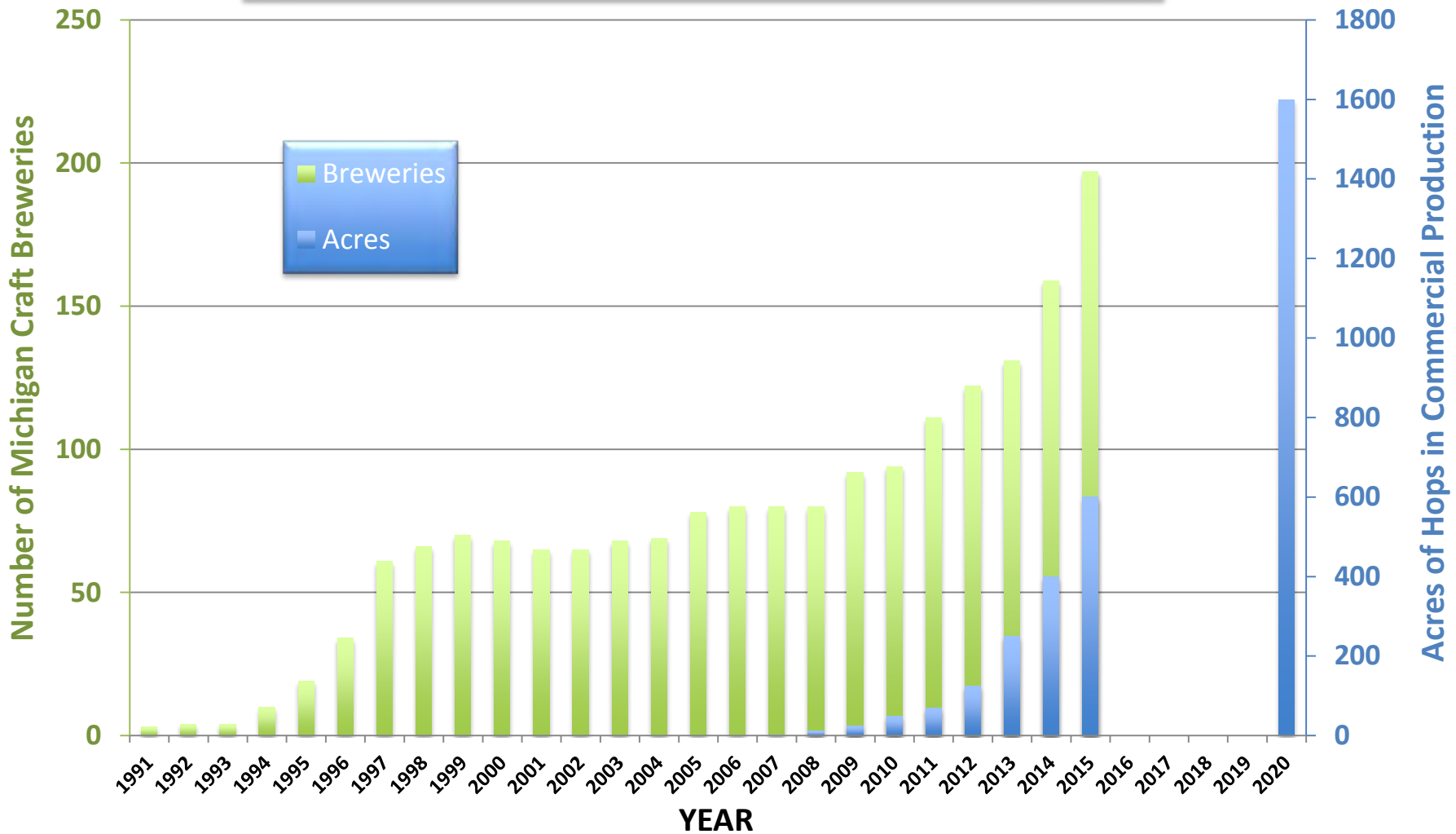
It Beer

452,000, 7.2%

ift Beer

297,000, 4.7%

Growth in Michigan's Craft Beer and Hop Supply Sectors



Source: 2014 MSU Hop Industry Needs Assessment (Survey Monkey, n=122) and expected hop acreage as reported by growers, Hop Growers of America, & the Michigan Brewers Guild

# Factors that can impact hop production (growth, yield, and quality)

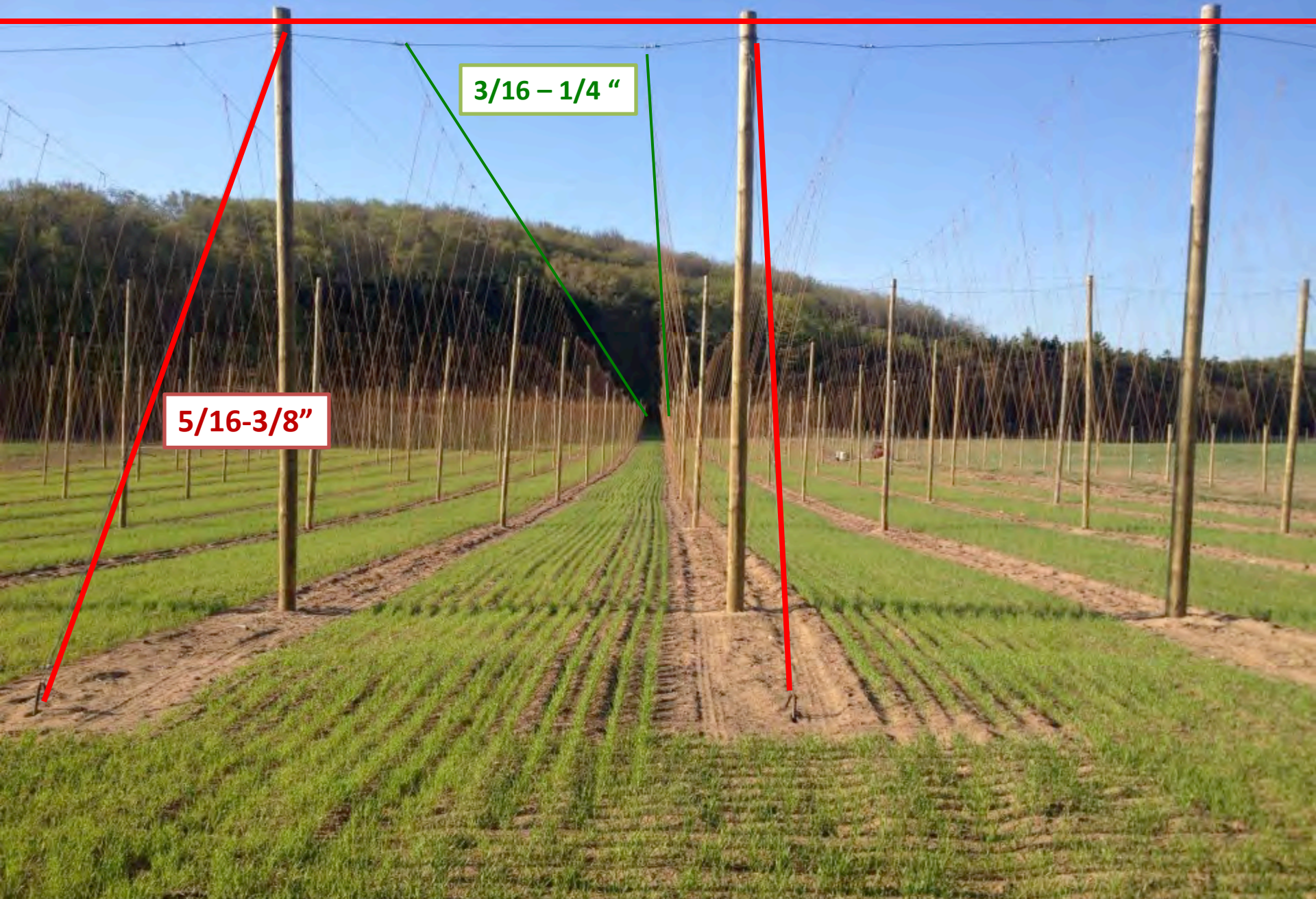
- Environment (temp, day length, soil texture, weather)
  - Day length drives production stages (photoperiod sensitive)
  - Latitude determines day length
  - Heat determines growth during each stage
- Production Practices
  - Cultivar
  - Soil fertility
  - Disease, pest, and weed pressure and control
  - Training and timing of training
  - Harvest and harvest timing
  - Irrigation
  - Post-harvest processing and storage



# Lessons Learned: Don't skimp on infrastructure







3/16 – 1/4 "

5/16-3/8"



# Traverse City, MI , August 2, 2015



Storm Name: Chuck Norris

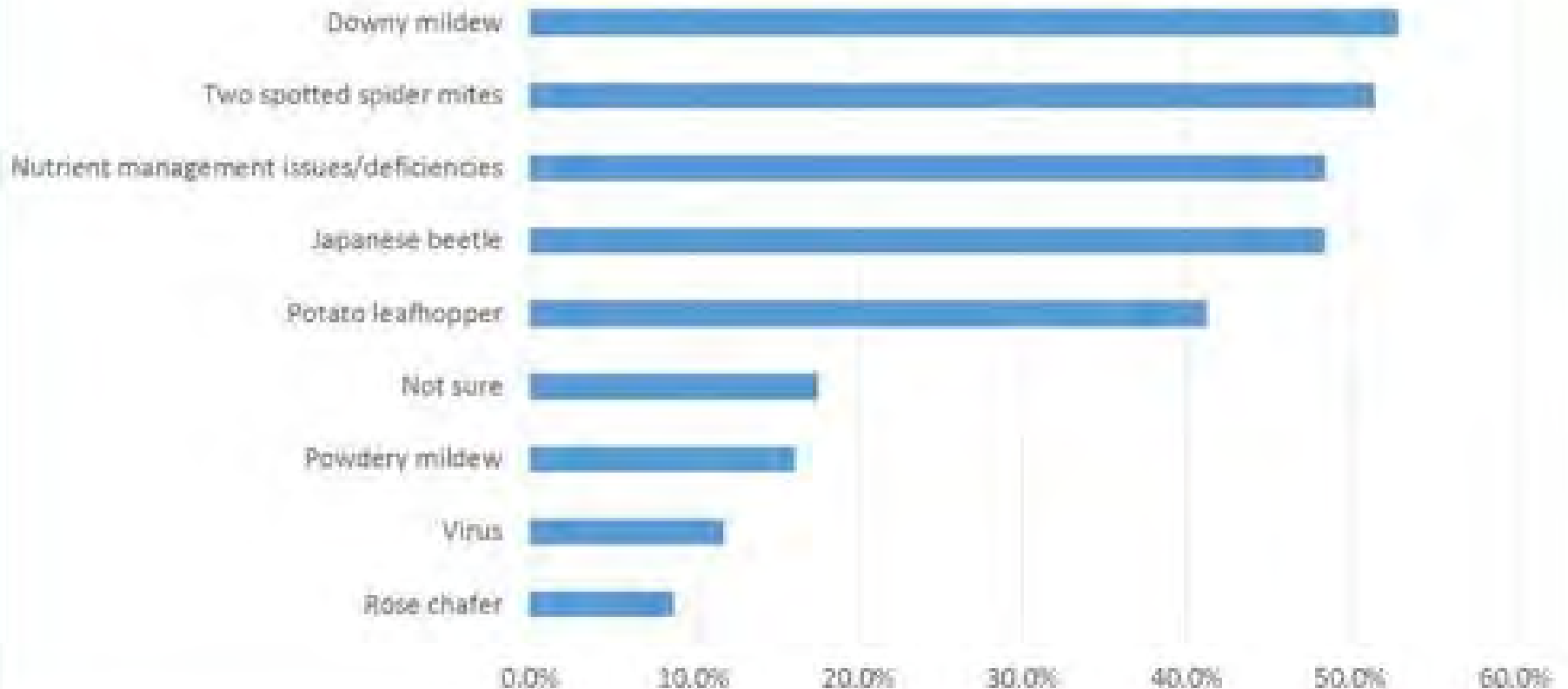


Lesson Learned:  
Chuck Norris can  
kick your ass



# Lessons: 2015 DM control every 7-10 days

"Please indicate which of the following list of pest management issues you have experienced on your farm." (n=68)









# Lessons Learned: Training Date

1970-1973 Studied the effect of the date of training

a. Yield

b. Length of cones

c. Number of shoots

d. Density of setting (# cones per 10cm of shoot)

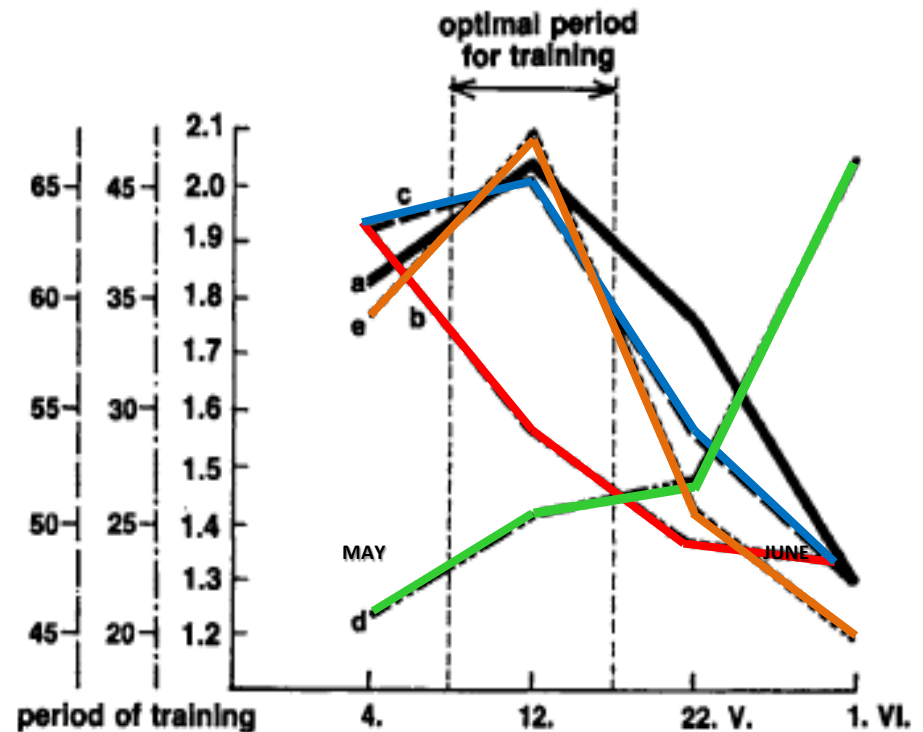
e. Mean length of shoots

## Yield Reductions

Late training (June 1) = 38.5 %

Early training (May 4) = 10.3%

**TAKE HOME:** the date of training principally affects the yield of cones and their quality



RybaCek, V. 1991. Hop Production. Developments in Crop Science 16. Pg. 205

# Lessons Learned: Irrigation

- 75-80% of total annual hop water use occurs after mid-June
- Greatest daily amounts late July-early August
- Majority of roots are in top 4'
- Hops usually extract 50-60% from top 2', but can extract water from 8' or below
- Overall use around 30 inches/year, depends on season
- \$-right size your well, different zones for different cultivars

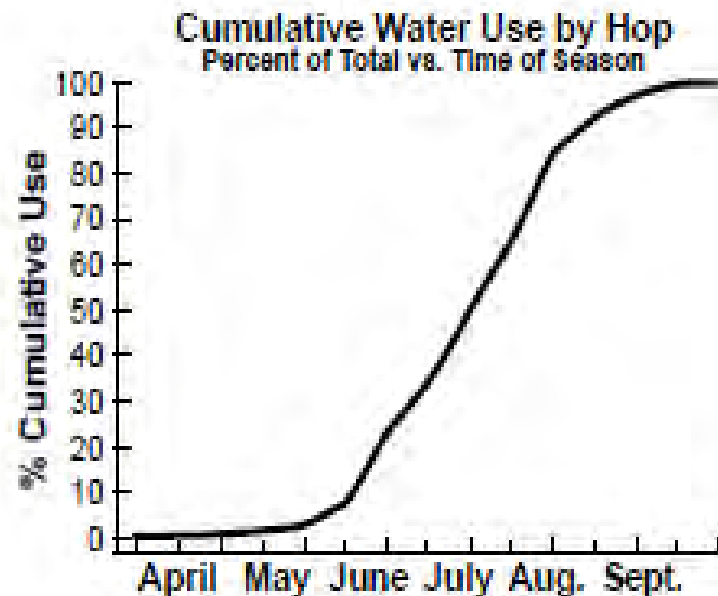
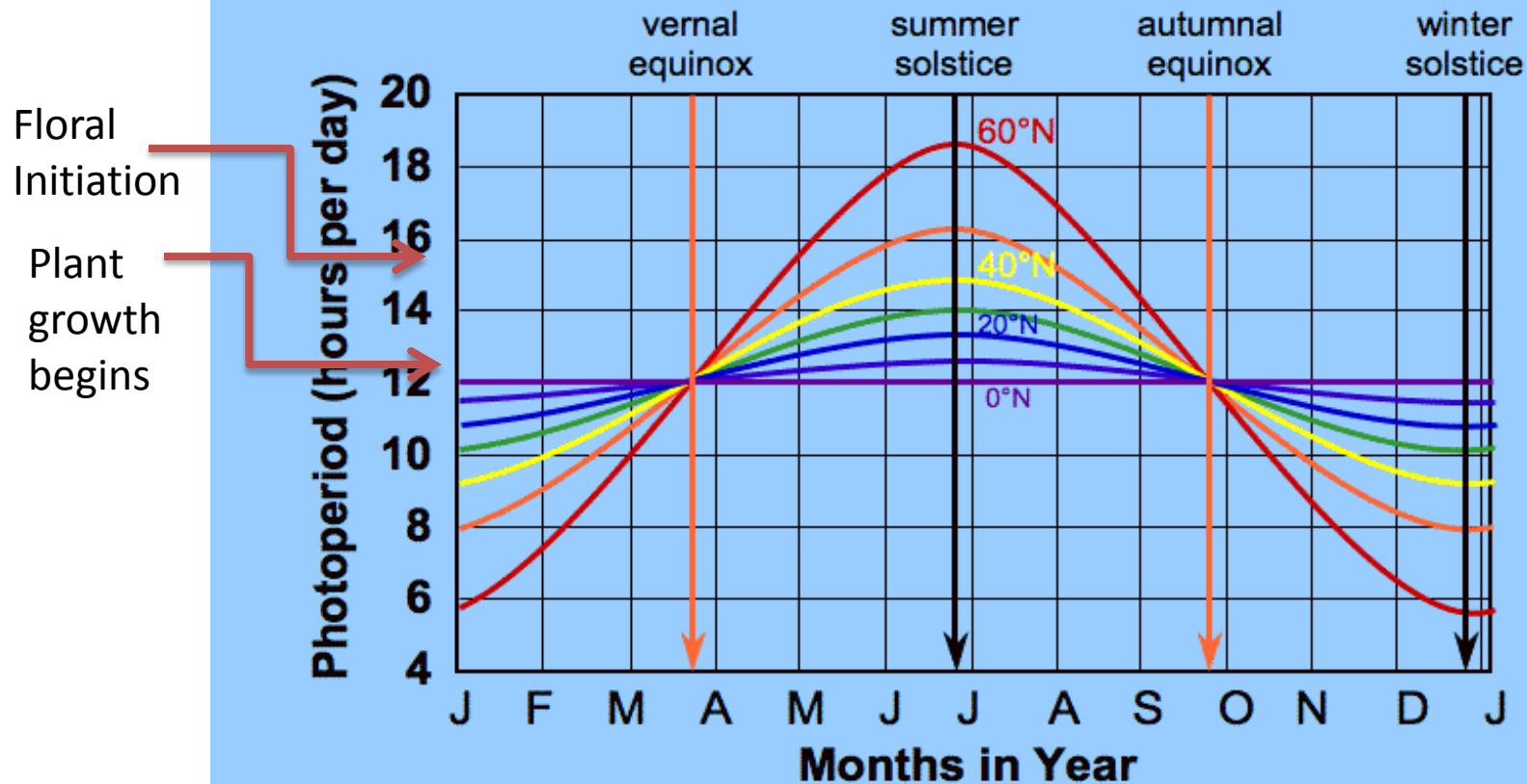


Fig. 1. Cumulative water use of hop during the growing season.





# Photoperiod Sensitivity (why location matters)



Traverse City, MI : ~45 degrees N

The switch from vegetative to reproductive development (floral initiation) is dependent on: 1) Cultivar, 2) Number of nodes (part of stem where leaf grows), 3) Day length (15 hrs of light)

# Irrigation: Examples

- Loftus Ranches, Yakima WA
- Run two drip tubes per row
- 8 gallons per plant per day in hot season (4 on, 8 off, 4 on)
- ~8000 gallons/acre
- Soil dependent





# Lessons Learned: Fertility

- Tissues tests and Soil tests
- Recommended fertilization rates:
- Nitrogen (N) = 150-200 lbs/acre total
- April-May with urea (40-0-0) every week (100 lbs: 25 lbs each week)
- Mid-May: Triple 16
- End-May-burn/prune back flag shoots
- June-75-100 lbs liquid N (28N solution)
- Boron, Iron, Manganese, Zinc, Copper
- Phosphorous (P) = 60-100 lbs/acre
- Potassium (K) = 100 lbs/acre (potash)

# Kinsey Agricultural Services, Inc.

297 County Highway 357 - Charleston, MO 63834  
 Phone 573-683-3880 Fax 573-683-6227 e-mail [peal@kinseyag.com](mailto:peal@kinseyag.com)

Client: MICHIGAN STATE UNIVERSITY EXTENS

City: SUTTONS BAY, MI

Date: 12-Sep-12

| Location                          |           |               | HORT STATION |                         | Previous Analyses & Applications |               |                  |                        |          |        |  |  |  |
|-----------------------------------|-----------|---------------|--------------|-------------------------|----------------------------------|---------------|------------------|------------------------|----------|--------|--|--|--|
| Crop                              |           |               | HOPS / HOPS  |                         |                                  |               |                  |                        |          |        |  |  |  |
| Field / Sample                    |           |               | N            |                         |                                  |               |                  |                        |          |        |  |  |  |
| Lab No.                           |           |               | B0103        |                         |                                  |               |                  |                        |          |        |  |  |  |
| Total Exchange Capacity (M.E.)    |           |               | 7.56         |                         |                                  |               |                  |                        |          |        |  |  |  |
| Desired Ca : Mg, Percent          |           |               | 66 : 14      |                         |                                  |               |                  |                        |          |        |  |  |  |
| pH of Soil Sample                 |           |               | 7.0          |                         |                                  |               |                  |                        |          |        |  |  |  |
| Humus Content, Percent            |           |               | 1.9          |                         |                                  |               |                  |                        |          |        |  |  |  |
| BASE SATURATION PERCENT           |           |               |              |                         | %                                |               | %                |                        | %        |        |  |  |  |
| Calcium (60 to 70%)               |           |               | 76.15        |                         |                                  |               |                  |                        |          |        |  |  |  |
| Magnesium (10 to 20%)             |           |               | 15.67        |                         |                                  |               |                  |                        |          |        |  |  |  |
| Potassium (2 to 5%)               |           |               | 2.88         |                         |                                  |               |                  |                        |          |        |  |  |  |
| Sodium (.5 to 3%)                 |           |               | 0.92         |                         |                                  |               |                  |                        |          |        |  |  |  |
| Other Bases (Variable)            |           |               | 4.38         |                         |                                  |               |                  |                        |          |        |  |  |  |
| EXCHANGEABLE HYDROGEN (10 to 15%) |           |               | 0.00         |                         |                                  |               |                  |                        |          |        |  |  |  |
|                                   |           |               |              |                         | FOR ORGANIC                      |               | FOR CONVENTIONAL |                        |          |        |  |  |  |
|                                   |           |               |              |                         | RECOMMENDATIONS                  |               |                  |                        |          |        |  |  |  |
|                                   |           |               |              |                         | Amendment                        |               | Lbs/Acre         |                        | Lbs/Acre |        |  |  |  |
| N I T R O G E N                   | Lbs/Acre  | ENR Value     | 56           | FEATHER MEAL 13-0-0 (a) |                                  | 450           |                  | UREA 46-0-0 (c)        |          | 40     |  |  |  |
|                                   |           |               |              | FEATHER MEAL 13-0-0 (b) |                                  | 375           |                  | AMSULF 21-0-0-24 (d)   |          | 125    |  |  |  |
|                                   |           |               |              | COMPOST                 |                                  |               |                  | CAN 17 N (e)           |          | 50     |  |  |  |
|                                   |           |               |              |                         |                                  |               | LIQUID N 32% (f) |                        | 125      |        |  |  |  |
| S U L F A T E - S                 | p.p.m.    | Value Found   | 16           | SULFUR 90-92% (g)       |                                  | 75            |                  | SULFUR 90-92% (g)      |          | 75     |  |  |  |
|                                   |           |               |              | PHOSPHATES              |                                  | Desired Value |                  | 750                    |          |        |  |  |  |
|                                   |           |               |              | as (P2O5)               |                                  | Olsen Value   |                  | 636                    |          |        |  |  |  |
|                                   |           |               |              |                         | Value Found                      |               | -114             |                        |          |        |  |  |  |
|                                   |           |               |              |                         | Deficit/Surplus                  |               |                  |                        |          |        |  |  |  |
| C A L C I U M                     | Lbs/Acre  | Desired Value | 2062         | NONE                    |                                  |               |                  | Amend                  |          | added  |  |  |  |
|                                   |           |               |              | Value Found             |                                  | 2309          |                  |                        |          |        |  |  |  |
|                                   |           |               |              | Deficit/Surplus         |                                  | +247          |                  |                        |          |        |  |  |  |
|                                   |           |               |              | MAGNESIUM               |                                  | Desired Value |                  | 250                    |          | NONE   |  |  |  |
|                                   |           |               |              |                         | Value Found                      |               | 285              |                        |          |        |  |  |  |
|                                   |           |               |              |                         | Deficit/Surplus                  |               | +35              |                        |          |        |  |  |  |
| P O T A S S I U M                 | Lbs/Acre  | Desired Value | 443          | POT SULFATE 0-0-50 (h)  |                                  | 250           |                  | POT SULFATE 0-0-50 (h) |          | 250    |  |  |  |
|                                   |           |               |              | Value Found             |                                  | 170           |                  |                        |          |        |  |  |  |
|                                   |           |               |              | Deficit/Surplus         |                                  | -273          |                  |                        |          |        |  |  |  |
| S O D I U M                       | Lbs/Acre  | Desired Value | 35           |                         |                                  |               |                  | P.P.M.                 |          | P.P.M. |  |  |  |
|                                   |           |               |              | Value Found             |                                  | 32            |                  |                        |          |        |  |  |  |
|                                   |           |               |              | Deficit/Surplus         |                                  | -3            |                  |                        |          |        |  |  |  |
| T R A C E S                       | Boron     | p.p.m.        | 0.88         | BORAX 11%               |                                  | 20            |                  | BORON 14.3%            |          | 15     |  |  |  |
|                                   | Iron      | p.p.m.        | 411          |                         |                                  |               |                  |                        |          |        |  |  |  |
|                                   | Manganese | p.p.m.        | 63           | MANG SULF 28%           |                                  | 50            |                  | MANG SULF 28%          |          | 50     |  |  |  |
|                                   | Copper    | p.p.m.        | 1.40         | CU SULFATE 23%          |                                  | 20            |                  | ZINC SULFATE 36%       |          | 35     |  |  |  |
|                                   | Zinc      | p.p.m.        | 8.50         | ZINC SULFATE 36%        |                                  | 35            |                  |                        |          |        |  |  |  |

(a) Apply 1 week or so before spring growth begins.

(b) Apply 1 month or so before bloom.

(Or 5 lbs/acre per year for 4 years.)

# Lesson: Weed control-especially w/ babies









# Lesson: Harvest Timing Variety Dependent

Hops are harvested upon reaching the “technical ripeness” (highest brewing value), not at full or “physiological” maturity. **Each variety has its own specific, genetically determined optimal time of harvest. Varies by the weather, location, biological window, and the cutting time.**

## Harvest time crucially affects:

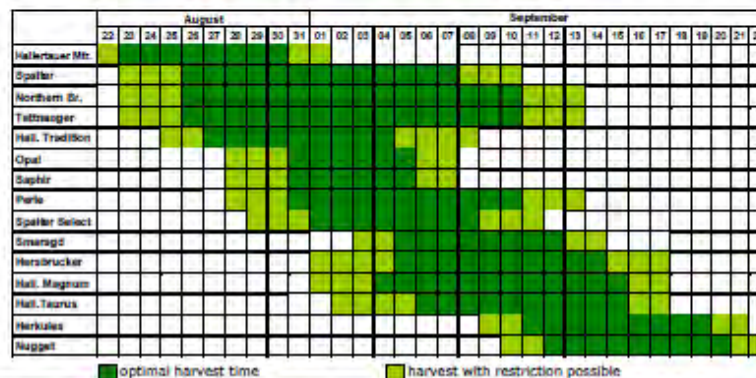
- **$\alpha$ -acid contents**
- **yield**
- **external quality** (color and shine, infection with diseases and pests, shattering)
- **aroma** (aroma intensity, oil content and composition)
- **vigor and vitality of the plant** (in the next season)



**Economic interest of hop growers, traders and brewers**

## Results from harvest time studies

- 5 – 8 harvest times (2 dates / week), 4 replications with 20 bines each
- 3- 4-year-trials (climate, health and vitality)
- data for yield,  $\alpha$ -acid contents, aroma, external quality, shortcomings assessed



Lutz et al. 2009. The Right Time to Harvest Optimal Yield and Quality. Bav. State Research Center for Agriculture. Institute for Crop Science and Plant Breeding Hop Research Center Hüll

## The Right Time to Harvest Optimal Yield and Quality

A. Lutz, J. Kneidl, E. Seigner , and K. Kammhuber

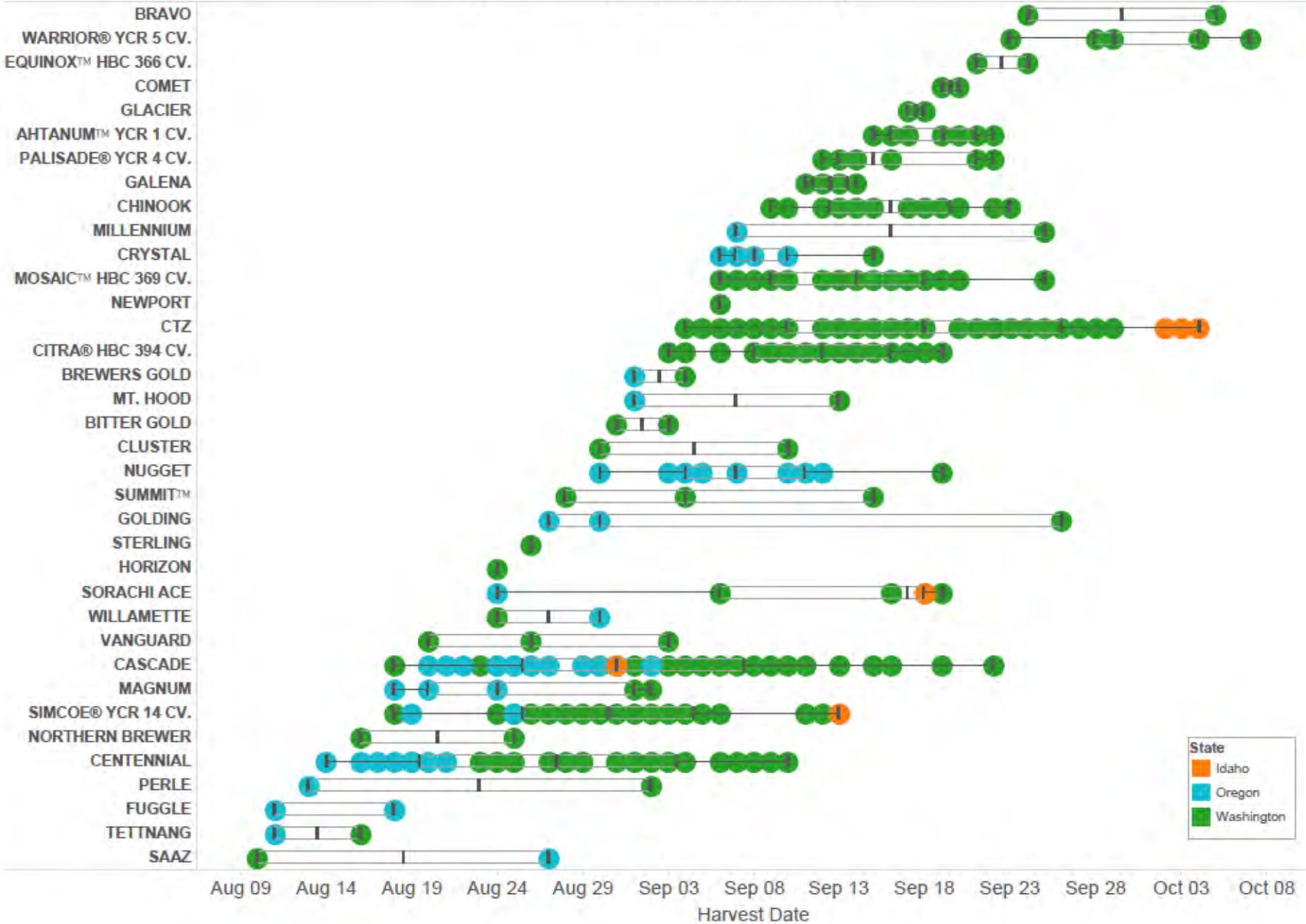
|                  | August |    |    |    |    |    |    |    |    |    |    | September |    |    |    |    |    |    |    |    |    |    |    |    |    |    |    |    |    |    |    |    |
|------------------|--------|----|----|----|----|----|----|----|----|----|----|-----------|----|----|----|----|----|----|----|----|----|----|----|----|----|----|----|----|----|----|----|----|
|                  | 22     | 23 | 24 | 25 | 26 | 27 | 28 | 29 | 30 | 31 | 01 | 02        | 03 | 04 | 05 | 06 | 07 | 08 | 09 | 10 | 11 | 12 | 13 | 14 | 15 | 16 | 17 | 18 | 19 | 20 | 21 | 22 |
| Hallertauer Mfr. | ■      | ■  | ■  | ■  | ■  | ■  | ■  | ■  | ■  | ■  | ■  |           |    |    |    |    |    |    |    |    |    |    |    |    |    |    |    |    |    |    |    |    |
| Spalter          |        | ■  | ■  | ■  | ■  | ■  | ■  | ■  | ■  | ■  | ■  | ■         | ■  | ■  | ■  | ■  | ■  | ■  | ■  | ■  | ■  | ■  | ■  | ■  |    |    |    |    |    |    |    |    |
| Northern Br.     |        | ■  | ■  | ■  | ■  | ■  | ■  | ■  | ■  | ■  | ■  | ■         | ■  | ■  | ■  | ■  | ■  | ■  | ■  | ■  | ■  | ■  | ■  | ■  |    |    |    |    |    |    |    |    |
| Tettnanger       |        | ■  | ■  | ■  | ■  | ■  | ■  | ■  | ■  | ■  | ■  | ■         | ■  | ■  | ■  | ■  | ■  | ■  | ■  | ■  | ■  | ■  | ■  | ■  |    |    |    |    |    |    |    |    |
| Hall. Tradition  |        |    |    | ■  | ■  | ■  | ■  | ■  | ■  | ■  | ■  | ■         | ■  | ■  | ■  | ■  | ■  | ■  | ■  | ■  | ■  | ■  | ■  | ■  |    |    |    |    |    |    |    |    |
| Opal             |        |    |    |    |    |    |    |    |    |    |    |           |    |    |    |    |    |    |    |    |    |    |    |    |    |    |    |    |    |    |    |    |
| Saphir           |        |    |    |    |    |    |    |    |    |    |    |           |    |    |    |    |    |    |    |    |    |    |    |    |    |    |    |    |    |    |    |    |
| Perle            |        |    |    |    |    |    |    |    |    |    |    |           |    |    |    |    |    |    |    |    |    |    |    |    |    |    |    |    |    |    |    |    |
| Spalter Select   |        |    |    |    |    |    |    |    |    |    |    |           |    |    |    |    |    |    |    |    |    |    |    |    |    |    |    |    |    |    |    |    |
| Smaragd          |        |    |    |    |    |    |    |    |    |    |    |           |    |    |    |    |    |    |    |    |    |    |    |    |    |    |    |    |    |    |    |    |
| Hersbrucker      |        |    |    |    |    |    |    |    |    |    |    |           |    |    |    |    |    |    |    |    |    |    |    |    |    |    |    |    |    |    |    |    |
| Hall. Magnum     |        |    |    |    |    |    |    |    |    |    |    |           |    |    |    |    |    |    |    |    |    |    |    |    |    |    |    |    |    |    |    |    |
| Hall. Taurus     |        |    |    |    |    |    |    |    |    |    |    |           |    |    |    |    |    |    |    |    |    |    |    |    |    |    |    |    |    |    |    |    |
| Herkules         |        |    |    |    |    |    |    |    |    |    |    |           |    |    |    |    |    |    |    |    |    |    |    |    |    |    |    |    |    |    |    |    |
| Nugget           |        |    |    |    |    |    |    |    |    |    |    |           |    |    |    |    |    |    |    |    |    |    |    |    |    |    |    |    |    |    |    |    |

■ optimal harvest time

■ harvest with restriction possible



# 2014 Harvest Date by Variety



# Sensory Evaluation (Taste Test)

Table 6: Summary data for consumer acceptance testing of Typical and Late Harvest Hopped Beers

| <i>Attribute</i>                    | <i>Typical</i>    | <i>Late</i>       |
|-------------------------------------|-------------------|-------------------|
| <b>Overall Liking<sup>***</sup></b> | 7.11 <sup>a</sup> | 6.26 <sup>b</sup> |
| <b>(SD)</b>                         | ( 0.83)           | (1.61)            |
| <b>Aroma Liking<sup>***</sup></b>   | 6.92 <sup>a</sup> | 5.82 <sup>b</sup> |
| <b>(SD)</b>                         | (1.31)            | (1.96)            |
| <b>Flavor Liking<sup>**</sup></b>   | 6.98 <sup>a</sup> | 6.23 <sup>b</sup> |
| <b>(SD)</b>                         | (1.03)            | (1.68)            |

**\*\***, **\*\*\***Attribute Significant at  $p < 0.01$ , and  $0.001$ , respectively. Means within a row with different letters are significantly different from one another at  $p < 0.05$  by Tukey's HSD. Standard deviations are shown in parentheses below means. Scale: 1 = dislike extremely, 9 = like extremely.

**“Beers brewed with typical harvested Cascade hops were significantly distinguishable in sensory analysis and preferred by consumers over late harvested cascade hops.”**

# Sharp et al. 2013. Conclusions

- Increased oil may be desirable for aroma type hops, other properties should be considered to determine the overall quality
- Later harvested hops had a higher tendency to shatter or break apart during processing.
- Earlier the harvest date = greener cones
- These observations could have commercial significance since brewers often use color as an indicator of high quality hops

TAKE HOME: Timing is very important

# Lessons Learned: Transport to the Picker

## Degradation potential

- Distance?
- Humidity level?
- Time of harvest (early a.m. or noon)?
- Temperature at harvest?
- Cost

In terms of the drying process picked hop cones can be regarded as a living organism whose basic life processes, particularly respiration, are continuing. They first react to being removed from the plant by a higher intensity of respiration. Rybacek, 1991.



# Lessons Learned: Hop Picking Capacity

| Picker     | bines/hour | total   |
|------------|------------|---------|
| • 140      | 140        | 15a     |
| • 170      | 170        | 20a     |
| • 220/230  | 220        | 32a     |
| • WHE 513  | 500        | 80-100a |
| • WSZ 1000 | 800-1150   |         |
| • Danhauer | 1.5 acres  | a lot   |

[513 video](#)

# Lessons Learned: Drying

**Drying is regarded as the most important operation in the harvesting process.**

- The basic process around which the hop harvest should be organized
- Therefore, the preceding operations, both in time and volume, should be matched to the speed of the drier.

# Factors that influence drying

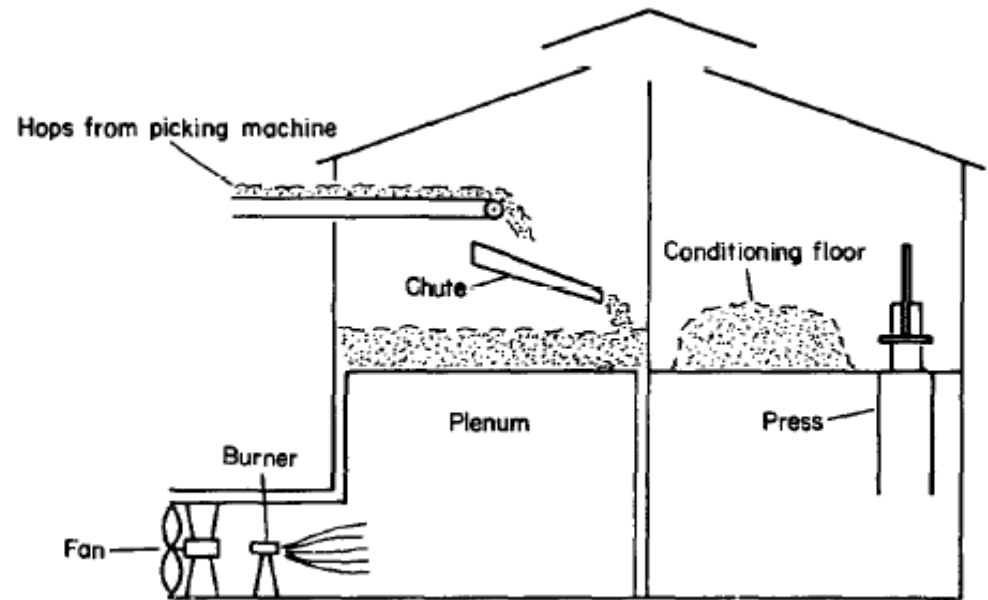
1. air velocity
2. air moisture content
3. bed depth
4. air temperature



Contribute to the effectiveness of drying and the resulting aromatic, physical, and storing properties of dried hops.

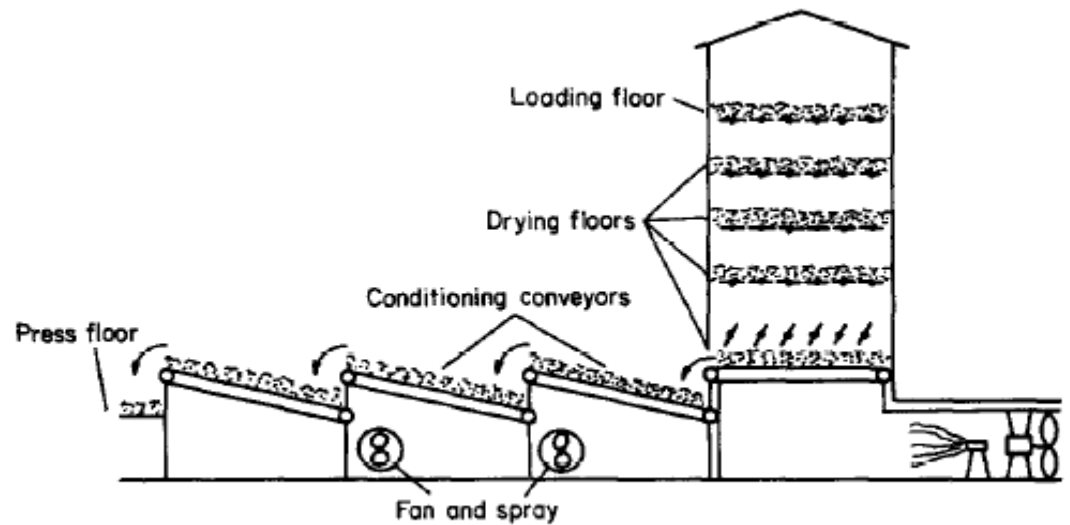
# Dryer Types

- Bed



*Fig. 1. Deep bed drier*

- Louvered



*Fig. 2. Falling bed drier*



# Dryer Types: Bed Dryer

The current practice is to load the whole floor before starting the fan and burner. The hops dry progressively from the bottom of the bed to the top in around 8-12 hours.







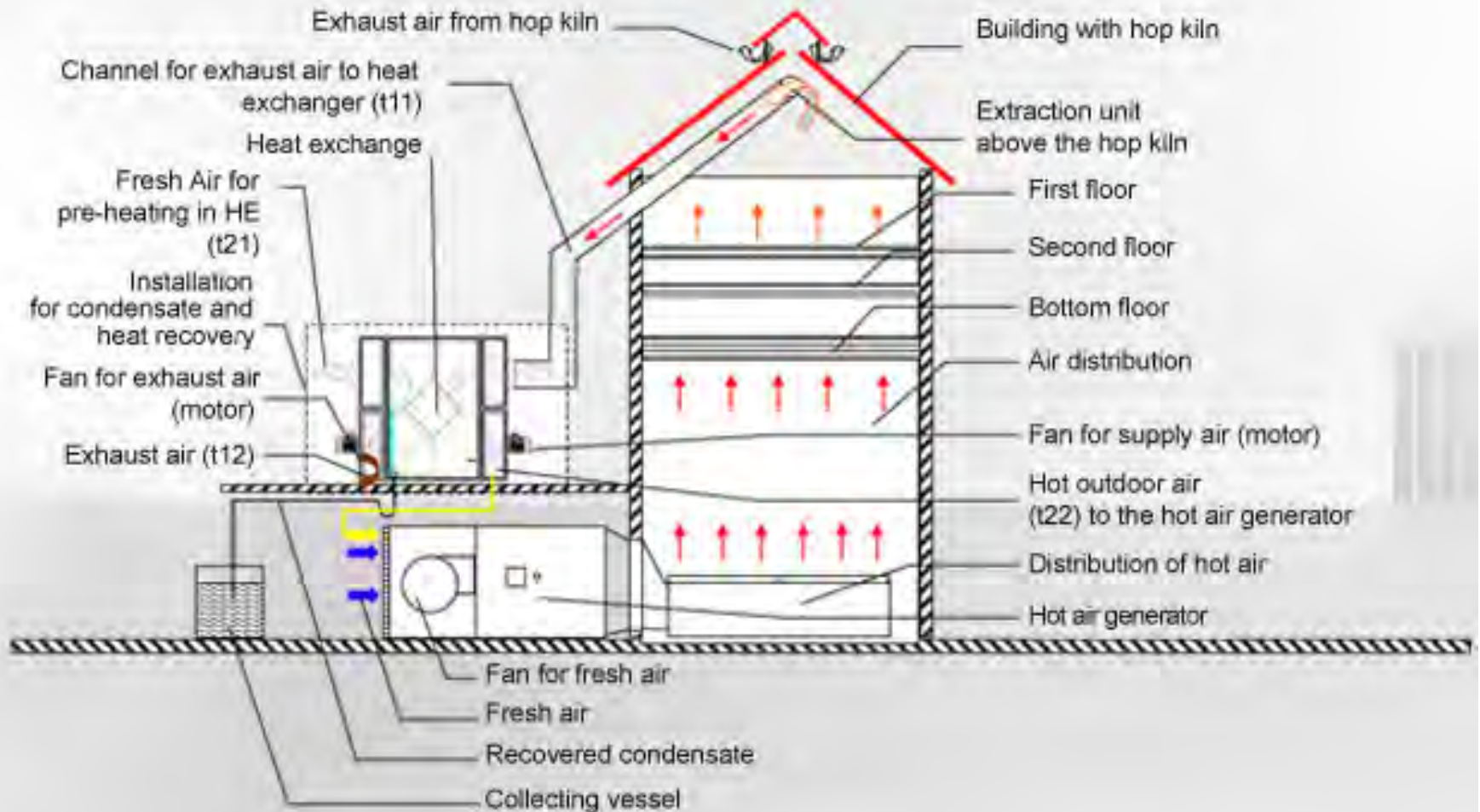


# Louvered, multilevel Hop Dryers

- Louvered Dryers are exceptional space savers and easy to use.
- The drying process typically takes place on three levels, on two shelves and in louvered drawer.



# Wolf-Modern system





- *The interdependence of picking and drying* is very difficult to accommodate, it requires a matched efficiency and similar operation rate of both parts.
- The efficiency of the whole centre depends on the drier, which influences the other components.

Rybacek, V. (ed). 1991. Developments in crop science 16: Hop Production. Elsevier. Amsterdam.



- Matched to the WHE-513, 30-40 Ha
- 180-360kg/per drawer
- Each drying cycle about 4 hours
- Two yr, 2 phased project ~\$3 million dollars















Information sheet with a colorful graphic and text.

WOLF

Hop-Control

WOLF

WOLF

Yellow emergency stop button



# The effect of kilning air temperature on hop essential oil content and aroma

Presenter: Thomas P. Nielsen, Sierra Nevada Brewing Co., Chico, CA

Coauthors: Val Peacock, Hop Solutions, Inc., Edwardsville, IL; Scott Garden, John I. Haas, Yakima, WA; Patrick Smith, Loftus Ranches, Moxee, WA

## 2013 MBAA Conference

- Presented results of 2012 Hop drying study conducted in Yakima
- Funded by HQG and John I. Haas
- Compared drying temps of 130 F vs. 150 F
- Citra and Cascade hops
- Sampled top, middle, and bottom of the beds in 3 different locations in each kiln

# Cascade – Loftus Ranches

Bed depth 27" – 30 " – deeper at back of kiln

## 130° F Moisture Data

|         | Bottom Avg | Middle Avg. | Top Avg. |
|---------|------------|-------------|----------|
| Kiln #1 | 6.04%      | 14.22%      | 20.51%   |
| Kiln #3 | 7.83%      | 12.05%      | 15.95%   |
| Kiln #5 | 6.70%      | 9.33%       | 13.44%   |
|         |            |             |          |
| Avg     | 6.86%      | 11.87%      | 16.63%   |

## 150° F Moisture Data

|         | Bottom Avg | Middle Avg | Top Avg |
|---------|------------|------------|---------|
| Kiln #2 | 3.75%      | 8.45%      | 15.97%  |
| Kiln #4 | 4.58%      | 9.61%      | 17.98%  |
| Kiln #6 | 4.24%      | 11.59%     | 16.48%  |
|         |            |            |         |
| Avg     | 4.19%      | 9.88%      | 16.81%  |



# Citra<sup>®</sup> - Haas Golding Farm

## Bed Depth 26 inches

### 130° F Moisture Data

|          | Bottom Avg. | Middle Avg. | Top Avg. |
|----------|-------------|-------------|----------|
| Kiln #7  | 7.80%       | 13.66%      | 21.70%   |
| Kiln #9  | 5.99%       | 10.39%      | 18.09%   |
| Kiln #11 | 4.76%       | 8.66%       | 20.10%   |
|          |             |             |          |
| Avg      | 6.18%       | 10.90%      | 19.96%   |

### 150° F Moisture Data

|          | Bottom Avg. | Middle Avg. | Top Avg |
|----------|-------------|-------------|---------|
| Kiln #8  | 7.47%       | 11.83%      | 24.13%  |
| Kiln #10 | 3.51%       | 3.20%       | 12.39%  |
| Kiln #12 | 2.96%       | 6.39%       | 19.36%  |
|          |             |             |         |
| Avg      | 4.65%       | 7.14%       | 18.63%  |

# Conclusions for Growers

- Uniformity in Commercial American Operations terrible. Germany much better!
- Lower drying temp results in less garlic aroma, a smaller moisture gradient, and a longer window to turn off the heat.
- Down-side: Longer drying times – but same fuel consumption. It takes so many BTUs to evaporate so much water!

# Indicators of overheating



- If heated properly, lupulin remains lemon yellow.
- Too hot- lupulin color changes to brown
- This indicator has a direct relationship with the hop chemical content
- Eg. Chemical analysis will show that hi-temps= greater content of hard resins = reduced quality

# Lessons Learned: Conditioning



## Considerations

- Throughput and timing
- Space requirements
- Humidity

- “the hops are left in these heaps for 12 hours in a staged process known as “conditioning”.
- The heaps are re-piled for a further 12 hours across the floor in which time the moisture level continues to equilibrate to ensure consistency across the kiln prior to baling.
- Target moisture level for our hops is around 9.5 % (+/- 1 %) which requires a high level of patience and skill to achieve.
- The hops pictured here are Cascades on the kiln floor at Machops in Motueka and are a beautiful sample.”

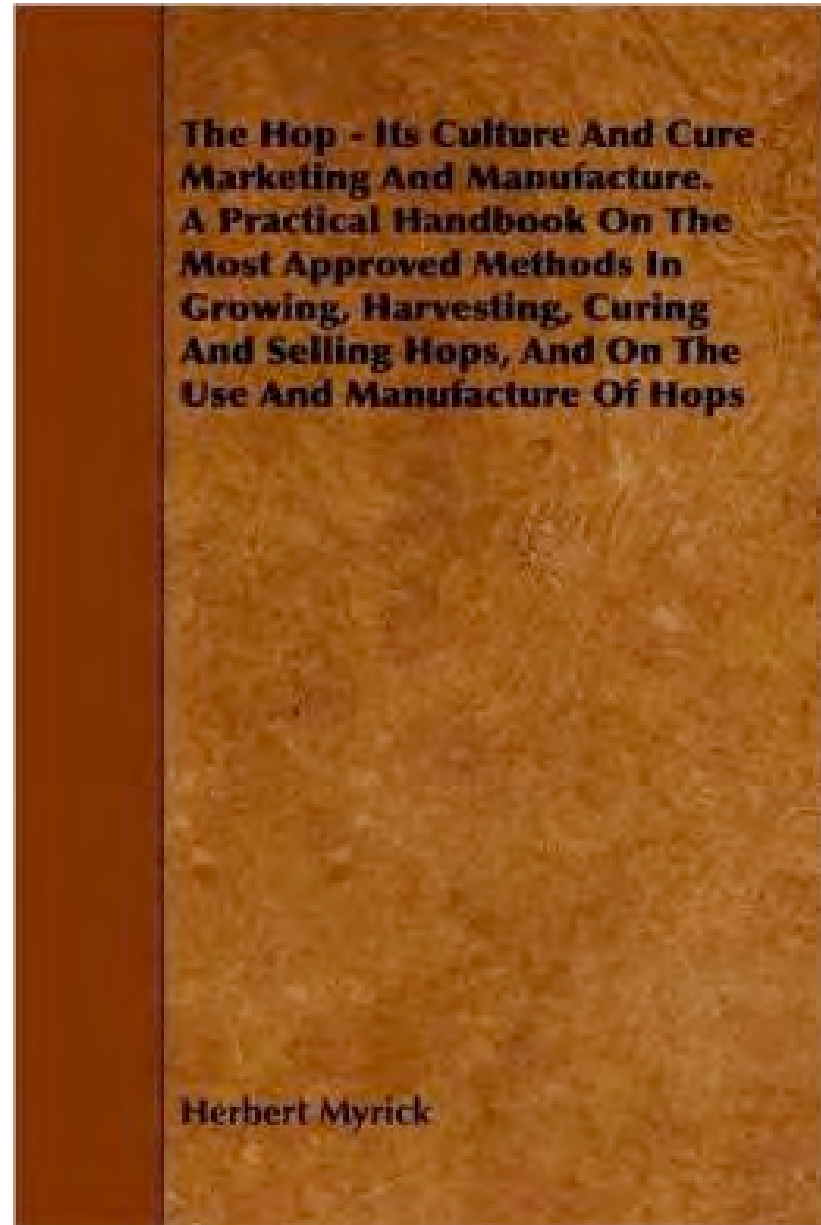




# Under-drying

*Slack or under-drying:* a slack hop is under-dried.

- Hops heat or sour, depending on the degree of slackness and storage condition.
- Heating (rotting) can occur in even a handful of slack hops
- Can quickly affect the entire bale, and even surrounding bales if closely stored.





[Agricultural Engineering](#)


[Products](#)

[Drying Technology](#)

- ▶ [Kilns](#)
- ▶ [D Shelf Installation](#)
- ▶ [CONAQUA Humidification](#)
- ▶ [BO Conditioning Plant](#)

### BO Conditioning Plant

By the automatic conditioning plant, the crop is carefully and profitably adjusted to the optimal humidity degree.



You are here: ▶ [Home](#) | ▶ [Agricultural Engineering](#) | ▶ [Products](#) | ▶ [Drying Technology](#) | [BO Conditioning Plant](#)

[BO Conditioning Plant](#)

## Automatic Conditioning Plants



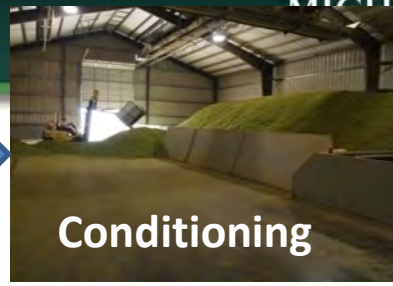
More Profit with Technology

[WHE Hop-Picking Machine](#)





# Hop Value-Chain



Marketing/Sales



Hammer Mill & Pelletizer

# Lessons Learned: Pelletizing

## Considerations

- Temperature
- Time
- Final product (eg. t-90)
- Machine type
- Machine \$\$
- Facility-certified



# Pelletizing Lesson: Throughput efficiency

- Michigan Hop Alliance
- Buskirk-75 lbs/hour



- New Buskirk
- Capacity-600 lbs/hour



- Lawson Mills
- 800-1200 lbs/hour
- Max- 50 C / 120 F
- Cool Die Press
- Bagging and packaging is what slows things down



# Indie Hops





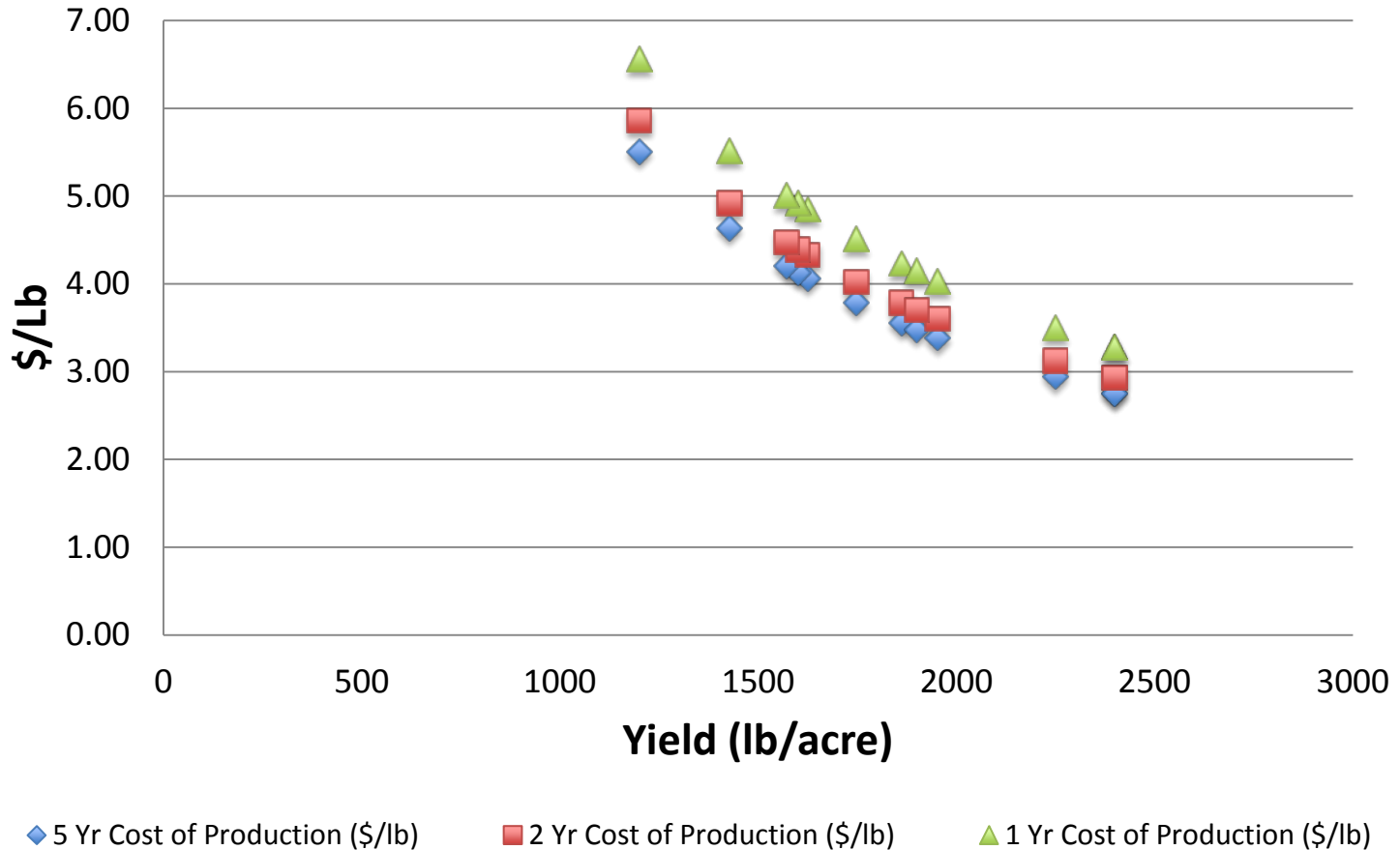
The holy grail of hop pelleting is to convert the form of the whole cone without sacrificing essential oils and acids. Heat, in a word, kills. The industry standard hovers around 130F. We've clocked our hops at the pellet die consistently at or under 110F.



Freshness Never Smelled So Hoppy!  
Final pellets ready for an inert environment and 26F storage until it's their turn to show off at your local brewery.

# Lessons Learned: Cost of Production/pound by variety

Cost of Production \$/Lb by Average Yield Lb/Ac



- $R^2 = .95, p < 0.0001$



| Hop Variety        | Yield (lb/acre) | 5 Yr Cost of Production (\$/lb) | 2 Yr Cost of Production (\$/lb) | 1 Yr Cost of Production (\$/lb) |
|--------------------|-----------------|---------------------------------|---------------------------------|---------------------------------|
| Ahtanum            | 1862            | 3.55                            | 3.78                            | 4.23                            |
| Cascade            | 1748            | 3.78                            | 4.02                            | 4.51                            |
| Centennial         | 1625            | 4.06                            | 4.33                            | 4.85                            |
| Chinook            | 1953            | 3.38                            | 3.60                            | 4.03                            |
| Citra              | 1428            | 4.63                            | 4.92                            | 5.52                            |
| Columbus           | 2250            | 2.94                            | 3.12                            | 3.50                            |
| Crystal            | 1600            | 4.13                            | 4.39                            | 4.92                            |
| US Northern Brewer | 1200            | 5.50                            | 5.86                            | 6.56                            |
| Simcoe             | 2400            | 2.75                            | 2.93                            | 3.28                            |
| Sterling           | 1900            | 3.48                            | 3.70                            | 4.15                            |
| Warrior            | 2400            | 2.75                            | 2.93                            | 3.28                            |
| Willamette         | 1572            | 4.20                            | 4.47                            | 5.01                            |

<http://www.brewersassociation.org/best-practices/hops/cost-of-hop-production>

# Lessons Learned: Marketing and Sales

- What brewers are looking for
  - Quality *Craft* product
  - Consistent supply
  - Sustainable pricing for them
  - Local relationships with hop farms



# What information will a brewer want to know?

- Lot number (variety/location)
- Lot weight of bales
- Weight of finished pellets (% loss)
- AA% (of bales AND pellets)
- BA% (of bales AND pellets)
- Moisture (of bales AND pellets)
- HSI (of bales AND pellets)
- Pellet die and screen size used
- Pellet density (lbs. / cubic foot)
- Oxygen content
- Pellet temperature
- **Essential oils?**



# Lessons from Germany Summer 2015





































# Harvesting, drying, conditioning, and baling video-WOLF



# Lesson: Food Safety (GHP)



- Hops are a food product
  - Authorized personnel only
  - Protective clothing must be worn if in contact with hops
- 
- El lúpulo es un producto alimenticio
  - Solo personal autorizado
  - Ropa de protección deben ser usados en caso de contacto con lúpulo











# ROY FARMS, INC

## MOXEE WA USA

Are Roy Farms hops traceable back to field origin and chemical treatment?

**Absolutely!**

Back about 10 years ago it became apparent that brewers wanted to know more about food safety issues related to their hops—what chemicals had been applied, how close to harvest they had been applied and more.



Traceability and food safety concerns (and data gathering) do not end at harvest, our attention to data gathering and reporting are core elements of assigning harvested crop to inventory and logistical planning for sales.

**GLOBALG.A.P.**

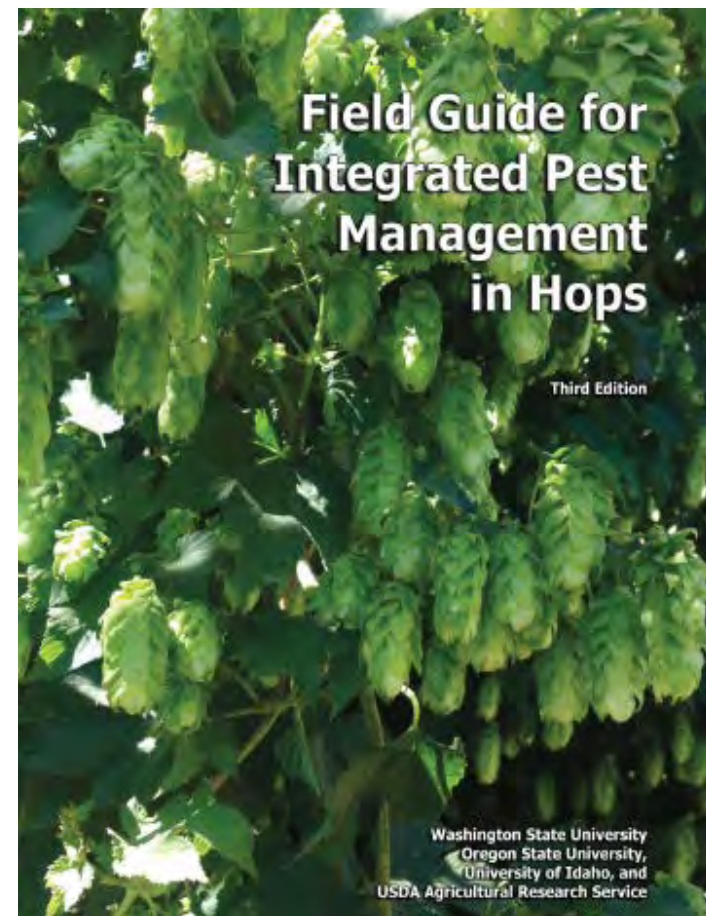


# Take Home Messages

- Make sure you are well capitalized
  - Initial input costs (\$12,000-\$15,000/ac)
  - Harvest/Post-Harvest Infrastructure costs
  - Picking, drying, baling, pelletizing, storage
- Training date, Disease, Irrigation, Fertility affect yields and \$
- The above + transport, picking, drying, conditioning, pelletizing can affect quality
- Not every grower should be processing their own hops
- Technological investments in drying and conditioning could improve quality and consistency
- Food Safety and GHP will be increasingly important

# Resources

- [www.hops.msu.edu](http://www.hops.msu.edu)
- USA Hops
- Brewers Association



Great Lakes Hop and Barley Conference  
 Outcome Report, 2015  
 Ashley McFarland, Rob Serrine, Erin Lizotte




March 16-17, 2016  
 Traverse City, MI





Beer is living proof  
that God  
Loves Us  
and wants  
us to be  
Happy



~Benjamin Franklin  
© RocketTshirts.com

[www.hops.msu.edu](http://www.hops.msu.edu)  
sirrine@msu.edu

**Table 1. 2013 Hopyard Preparation and Establishment Costs (Per Acre and Per 5 Acre yard)**

| Land Preparation           | Per Acre            | Notes   | 5 Acre Yard         |
|----------------------------|---------------------|---|---------------------|
| Disc                       | \$ 26.00            | \$26/acre                                     | \$ 130.00           |
| <b>Establishment</b>       |                     |   |                     |
| Post Holes- digging        | \$ 312.50           | 2.5 hrs * \$125/hr (145 hp tractor)           | \$ 1,562.50         |
| Post Holes-placement       | \$ 750.00           | 6 hrs * \$125/hr                              | \$ 3,750.00         |
| Poles-field                | \$ 1,590.00         | 50 @ \$30/pole                                | \$ 7,950.00         |
| Poles-end~                 | \$ 1,840.00         | 46 @ \$40/pole                                | \$ 5,360.00         |
| Earth Anchor               | \$ 650.00           | 50 per acre @ \$13 each                       | \$ 3,250.00         |
| Wire                       | \$ 1,000.00         | Galvanized 7 strand (\$800) + #9 (\$200)      | \$ 5,000.00         |
| Misc Hardware/supplies     | \$ 500.00           | staples, etc.                                 | \$ 2,500.00         |
| Labor-poles                | \$ 480.00           | 4 workers- \$10/hr x 12 hrs                   | \$ 2,400.00         |
| Management                 | \$ 240.00           | 12 hrs @ \$20/hr                              | \$ 1,200.00         |
| Hop Plants                 | \$ 3,000.00         | (\$3/plant, 1000 plants per acre; 14' x 3.5') | \$ 15,000.00        |
| Labor-planting             | \$ 700.00           | (70 hrs x \$10/hr)                            | \$ 3,500.00         |
| Irrigation^                | \$ 1,500.00         | Includes installation                         | \$ 7,500.00         |
| Well                       |                     | Variable                                      |                     |
| <b>Total Initial Costs</b> | <b>\$ 12,588.50</b> |   | <b>\$ 59,102.50</b> |

~ For a 5 acre yard: 53 field poles/ac & 27 end poles/ac=265 field poles and 134 end poles or 80/acre

^ 50 gallon/min, 2 inch main (no filtration)-cost is variable depending upon needs, # zones, etc.

**Table 2. 2013 Hopyard Annual Operating Costs and Returns (Per Acre)**

|   | Year 1             | Year 2             | Year 3             | Year 4             | Year 5             |
|---|--------------------|--------------------|--------------------|--------------------|--------------------|
| <b>Annual Operating Costs</b>                                     |                    |                    |                    |                    |                    |
| Coir (1 string yr 1; 2 strings yr 2 +, \$.20/ string; clips \$80) | \$ 240.00          | \$ 480.00          | \$ 480.00          | \$ 480.00          | \$ 480.00          |
| Labor-stringing (5 workers x 10 hours X \$10/hr)                  | \$ 350.00          | \$ 500.00          | \$ 500.00          | \$ 500.00          | \$ 500.00          |
| Labor-training  | \$ 500.00          | \$ 750.00          | \$ 750.00          | \$ 750.00          | \$ 750.00          |
| Pest/Disease Chemicals (insecticide/fungicide/herbicide)          | \$ 400.00          | \$ 600.00          | \$ 600.00          | \$ 600.00          | \$ 600.00          |
| Fertilizer  | \$ 250.00          | \$ 275.00          | \$ 275.00          | \$ 275.00          | \$ 275.00          |
| IPM Consultant  | \$ 25.00           | \$ 25.00           | \$ 25.00           | \$ 25.00           | \$ 25.00           |
| Repairs/Parts/Maintenance   |                    | \$ 250.00          | \$ 250.00          | \$ 250.00          | \$ 250.00          |
| Machinery/Labor -Stringing  | \$ 100.00          | \$ 100.00          | \$ 100.00          | \$ 100.00          | \$ 100.00          |
| Machinery/Labor -Fertility  | \$ 300.00          | \$ 400.00          | \$ 400.00          | \$ 400.00          | \$ 400.00          |
| Machinery/Labor -Mowing/Till                                      | \$ 100.00          | \$ 100.00          | \$ 100.00          | \$ 100.00          | \$ 100.00          |
| Machinery/Labor- Spraying   | \$ 300.00          | \$ 350.00          | \$ 350.00          | \$ 350.00          | \$ 350.00          |
| <i>Subtotal</i>   | \$ 2,565.00        | \$ 3,830.00        | \$ 3,830.00        | \$ 3,830.00        | \$ 3,830.00        |
| <b>Harvest</b>  |                    |                    |                    |                    |                    |
| Labor-harvesting ( 10 hrs, 4 workers-cut, load)                   |                    | \$ 400.00          | \$ 400.00          | \$ 400.00          | \$ 400.00          |
| Management (\$20/hr* 10 hrs)                                      |                    | \$ 200.00          | \$ 200.00          | \$ 200.00          | \$ 200.00          |
| Machinery (\$125/hr)  |                    | \$ 1,250.00        | \$ 1,250.00        | \$ 1,250.00        | \$ 1,250.00        |
| <i>Subtotal</i>   |                    | \$ 1,850.00        | \$ 1,850.00        | \$ 1,850.00        | \$ 1,850.00        |
| <b>Total Annual Operating Costs</b>                               | <b>\$ 2,565.00</b> | <b>\$ 5,680.00</b> | <b>\$ 5,680.00</b> | <b>\$ 5,680.00</b> | <b>\$ 5,680.00</b> |

- Analysis does not include land cost or overhead like interest on loans, taxes, etc.
- Does include per hour rate for machinery, labor, and management that would be charged if hired out (opportunity cost)
- Standard trellis design is 3.5 x 14 ft ~1000 plants/acre